

1x2(2x2) PM Filter Coupler

Features	
Low Insertion Loss High Extinction Ratio High Isolation High Stability and Reliability	
Application	
EDFA Fiber Optical Instrument Power Monitoring Fiber Sensor	

Specifications:

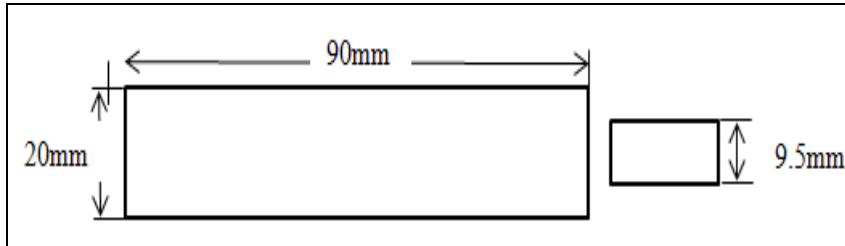
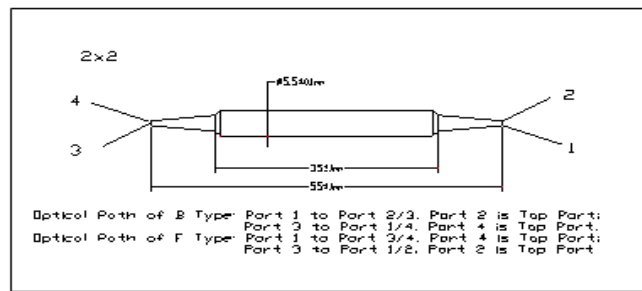
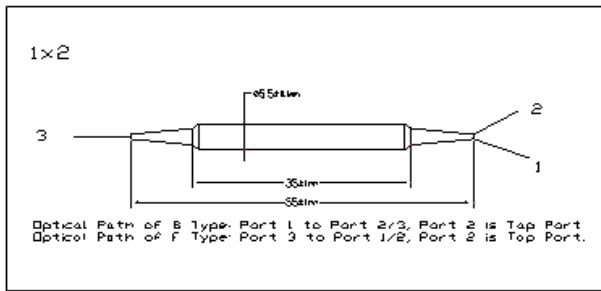
Parameter		1 x 2		2 x 2	
Wavelength (nm)		1310, 1480,1550	980,1030,1064	1310, 1480,1550	980,1030,1064
Operating Bandwidth (nm)		±40	±20	±40	±20
Excess Loss (dB)		≤0.7	≤0.8	≤1.0	≤1.2
Uniformity(only for 50/50) (dB)		≤0.4	≤0.5	≤0.6	≤0.8
Tap Ratio (%)		1±0.2%,2±0.4%,5±1%,10%,20%,30%,50%			
Extinction Ratio(dB)	Type B (Both of axis working)	≥20	≥20	≥18	≥18
	Type F (Fast axis blocked)	≥22	≥22	≥22	≥20
Return Loss (dB)		≥50			
Power Handling (mW)		≤300			
Fiber Type	Tap port 2(only for 1x2)	SMF-28e or PM1310 Panda fiber for 1310nm, SMF-28e or PM1550 Panda fiber for 1550nm, HI 1060 or PM980 Panda fiber for 980nm &1064nm			
	Tap port 2&4(only for 2x2)	PM1310 Panda fiber for 1310nm,PM1550 Panda Fiber for 1550nm PM980 Panda fiber for 980nm&1064nm			
	Port 1 & 3	PM1310 Panda fiber for 1310nm,PM1550 Panda Fiber for 1550nm ,PM980 Panda fiber for 980nm&1064nm.			
Ports Marking color(only for 1X2 250um bare fiber)		Port2 :Black ,Other ports :Clear			
Ports Marking color(only for 1X2 With 900um loose tube)		900um Red loose tube for all ports; Marking:port2:black.			
Ports labeling (only for 2x2 250um& With 900um loose tube)		250um bare fiber& 900um Red loose tube for all ports; labeling port1,port2 ,port3,port4.			
Operating Temperature (°C)		-5~+70			
Storage Temperature(°C)		-40 ~ +80			
Dimensions (mm)		φ5.5 × L35(P1) (only for bare fiber or 900um loose tube)			
		L90*W20*H9.5 (ABS) (P2) (only for 3mm or 2mm cable)			

*Above specifications are for devices without the connectors.

*For devices with connectors, IL will be 0.3dB higher, RL will be 5dB lower, and ER will be 2dB lower.

*The PM fiber and the connector key are aligned to the slow axis. And for F type, fast axis is blocked.

Package Dimensions:



Ordering Information:

PMFC	Wavelength	Port Type	Coupling Ratio	Axis Alignment	Fiber for tap port	Pigtail Type	Length	Connector
	0980=980nm	1=1x2	1=1/99	F=Fast	1=Panda	1=250um	H=0.5m	0=None
	1030=1030nm	2=2x2	2=2/98	Axis	fiber	bare fiber	8=0.8m	1=FC/UPC
	1064=1064nm		3=3/97	Blocked	2=SMF-28e	2=900um	1=1.0m	2=FC/APC
	1310=1310 nm		4=4/96	B=Both	3=HI1060	loose tube	5=1.5m	3=LC/UPC
	1480=1480 nm		5=5/95	Axis		3=3mm	2=2.0m	4=LC/APC
	1550=1550 nm		A=10/90	Working		loose tube	3=3.0m	5=SC/APC
			B=20/80			4=2mm	4=4.0m	6=SC/UPC
			C=30/70			loose tube	A=2.5m	
			D=40/60				B=5.0m	
			E=50/50					